


ISSUED FOR	PROJECT NUMBER	REVISIONS



EQUIPMENT SCHEDULE

NO.	EQUIPMENT	WD/H	NOTES
1	BED	74" X 27" X 29"	
2	SCALE	12" X 15" X 16"	
3	LYTO	24" X 31" X 50"	
4	GENTRIFUGE	17" DIA. X 17"	
5	LIQUID NITROGEN	11" DIA. X 24"	
6	MICROSCOPE	6" X 16" X 17"	
7	PINKHOOD	29 1/2" X 12" X 14 1/2"	
8	STAINING STATION	50" X 19" X 19"	
9	CONTOUR SCANNER	24" X 24" X 46"	
10	CONTOUR SCANNER	24" X 24" X 46"	
11	NOISY		
12	DOUBLE LAB SINK	19" X 17" X 17"	
13	WATER BATH	14" X 17" X 19"	
14	ANTICLAVIC	19" X 19" X 19 1/2"	
15	LIQUID STORAGE CABINET	22" X 24" X 23"	
16	BIOHAZARD BIN	24" X 24" X 23"	
17	PRINTER (BETH)	16" X 17" X 17"	
18	COPHER	16 1/2" X 19" X 19"	
19	FILING CAB (BETH)	16 1/2" X 19" X 19"	
20	FAX	16 1/2" X 19" X 19"	
21	FRANZ LASER	22" X 22" X 14"	
22	FRANZ LASER	22" X 22" X 14"	
23	FRANZ LASER	22" X 22" X 14"	
24	ZIMMER COOLER	29 1/2" X 21"	
25	TIERMAC COOL	29 1/2" X 21" X 6 3/4"	
26	PALOMAR	20 1/2" X 20 1/2" X 40"	
27	BIOSAFETY CABINET	72" X 50" X 27"	
28	BIOSAFETY CABINET	72" X 50" X 27"	
29	PARISIAN FUEL	36" X 17" X 6 1/4"	
30	BOOKSHELF 1	36" X 17" X 6 1/4"	
31	BOOKSHELF 2	36" X 17" X 6 1/4"	
32	DESK 1 (WITH SHELF)	60" X 36" X 30"	NEW
33	DESK 2	60" X 36" X 30"	NEW
34	OFFICE CHAIR 1	24" X 16" X 31"	EXISTING 3 NEW
35	FLASHA FREEZER	24" X 20" X 33 1/2"	
36	MICROWAVE	20 1/2" X 15" X 18 1/2"	
37	REFRIGERATOR	24" X 24" X 33 1/2"	NEW
38	URGENT 2 CHAIR	24" X 16" X 31"	NEW
39	URGENT 1 CHAIR	24" X 16" X 31"	NEW
40	WATER COOLER	12" X 16" X 31"	NEW
41	OFFICE CHAIR 2	24" X 16" X 31"	NEW
42	REFRIGERATOR	24" X 24" X 33 1/2"	NEW
43	DISH WASHER	36" X 30" X 34"	NEW
44	SINK	21" X 14" X 8"	NEW
45	SINK	21" X 14" X 8"	NEW

NOTES:
1. EQUIPMENT IS EXISTING UNO
2. CONTRACTOR TO VERIFY ELECTRICAL REQUIREMENTS FOR ALL EQUIPMENT

WALL TYPES

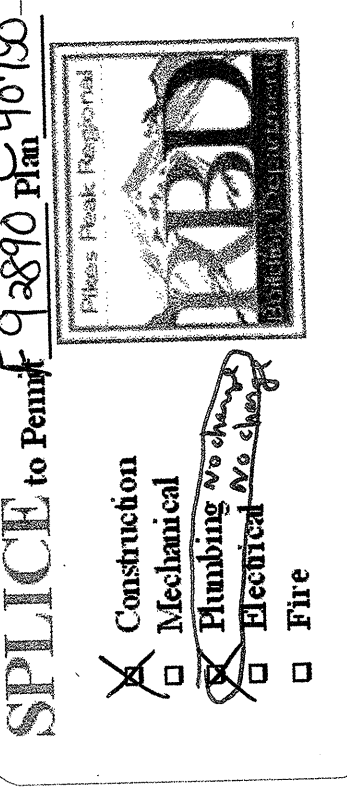
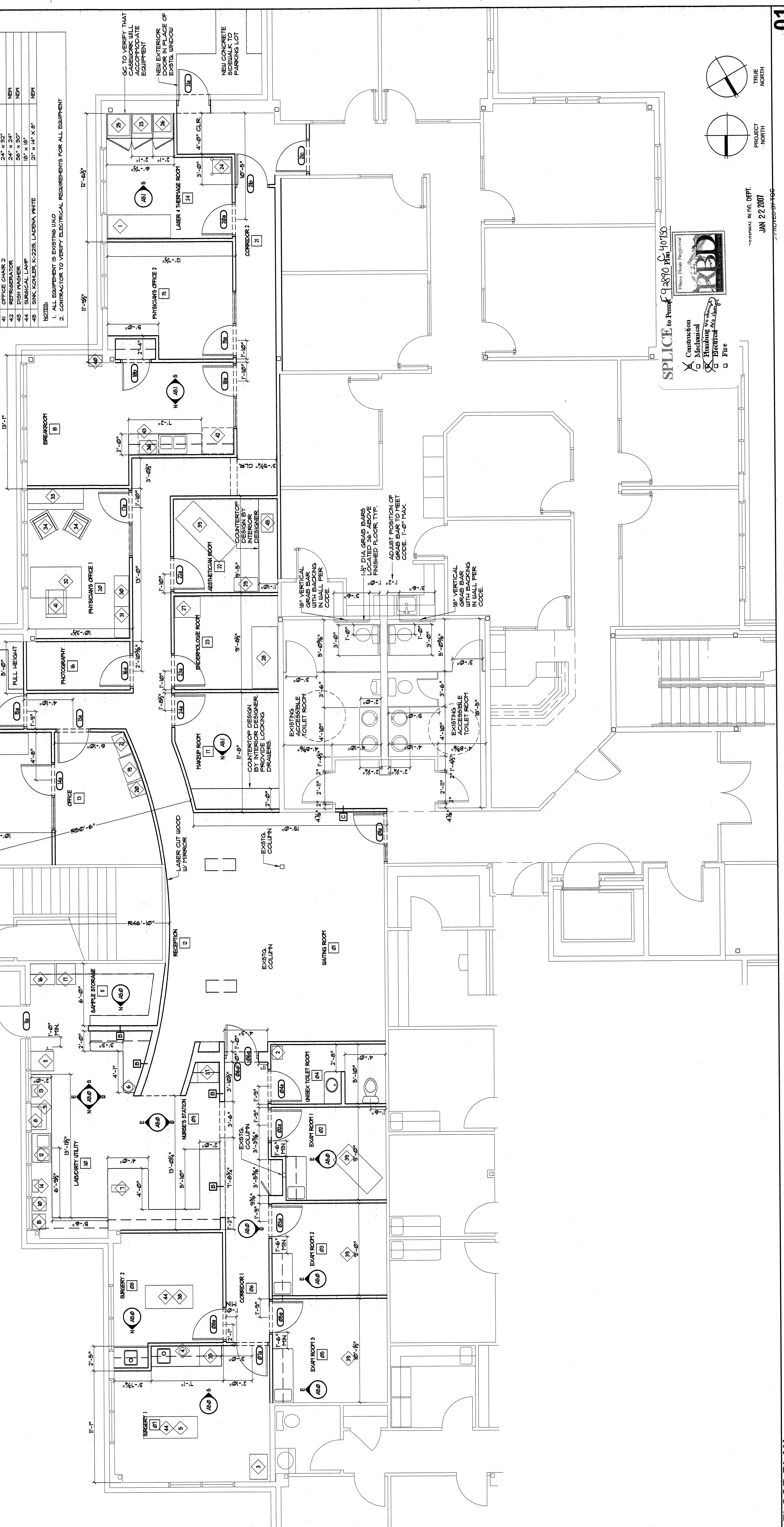
TYPE	DESCRIPTION
A	3/8" METAL STUDS, 25 GA. 16" O.C.
B	6" METAL STUDS, 25 GA. 16" O.C.
C	3/8" 25 GA. METAL STUDS @ 16" O.C. W/ TYPE X 3/8" GYP. BOARD BOTH SIDES, CONTIGUOUS TO STRUCTURE, 1 HOUR RATED.

NOTES:
1. SEE ROOM FINISH SCHEDULE FOR CLARIFICATION OF WALL FINISH MATERIALS
2. ALL WALLS TO BE TYPE "A" UNO.

DOOR SCHEDULE

NO.	SIZE	HR/DWR	REMARKS
C24	9'-0" X 7'-11"		REUSE EXISTING ENTRY DOOR
C25	9'-0" X 7'-11"		REUSE EXISTING DOOR
C26	9'-0" X 7'-11"		REUSE EXISTING DOOR
C27	9'-0" X 7'-11"		REUSE EXISTING DOOR
C28	9'-0" X 7'-11"		REUSE EXISTING DOOR, ADD CLOSER
C29	9'-0" X 7'-11"		REUSE EXISTING DOOR
C30	9'-0" X 7'-11"		REUSE EXISTING DOOR
C31	9'-0" X 7'-11"		REUSE EXISTING DOOR
C32	9'-0" X 7'-11"		REUSE EXISTING DOOR
C33	9'-0" X 7'-11"		REUSE EXISTING DOOR TO REMAIN
C34	EXISTING		EXISTING DOOR TO MATCH EXISTING
C35	9'-0" X 7'-11"		NEW DOOR TO MATCH EXISTING
C36	9'-0" X 7'-11"		NEW DOOR TO MATCH EXISTING, FROSTED GLASS
C37	9'-0" X 7'-11"		NEW DOOR TO MATCH EXISTING, FROSTED GLASS
C38	9'-0" X 7'-11"		NEW DOOR TO MATCH EXISTING
C39	9'-0" X 7'-11"		NEW DOOR TO MATCH EXISTING, FROSTED GLASS
C40	9'-0" X 7'-11"		NEW DOOR TO MATCH EXISTING, FROSTED GLASS
C41	9'-0" X 7'-11"		REUSE EXISTING DOOR (MATRIX)
C42	9'-0" X 7'-11"		REUSE EXISTING DOOR (MATRIX)
C43	9'-0" X 7'-11"		REUSE EXISTING DOOR (MATRIX)
C44	9'-0" X 7'-11"		REUSE EXISTING DOOR (MATRIX)
C45	9'-0" X 7'-11"		REUSE EXISTING DOOR (MATRIX)

NOTES:
1. REFRESH EXISTING DOORS PER INTERIOR DESIGNER
2. CONFIRM REUSE OF MATRIX DOORS WITH LANDLORD



PROJECT NORTH
TRUE NORTH